


Fully Reversible Windows

Fully Sculptured...Elegant, Robust, Secure



The fully reversible window is the perfect solution when easy and secure access to the outside of the window is required.

The Fully Reversible window sits flush into the frame. Its 180-degree reversible opening mechanism pivots without protruding into the room, allowing for easy, safe, and secure access to the outside of the glass from inside the property.

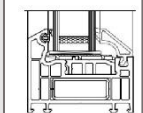
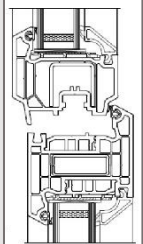
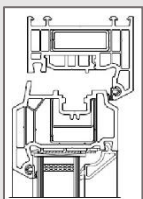



Proven Performance.



- › Sash rotates 180 degrees
- › Easy cleaning of all surfaces from the inside
- › Two restricted opening positions for ventilation

- › Independently tested by Consort to BS6375
- › Manufactured by Consort to an ISO9001 Quality Management System
- › Smooth, easy operation
- › Multipoint locking system
- › Low-maintenance and long life



- › Low-maintenance and long life
- › Energy efficient
- › Available in a wide range of colour and finish options, inside and out if required